



O.M.G. Officine MENON GUGLIELMO S.r.l.

36022 S. Zeno di Cassola (VI) – Via Gallio, 7

C.F. – P.IVA.: 04081760243

Tel .0424-570510 Fax. 0424-570712

Dear Sirs.

We are glad to introduce our company and our transfer machines with many stations, O.M.G. Operates on the market since 1969.

Thanks to its long experience matured in machines for the working of pipes, bars and profiles, our company is able to suggest to the customer adequate proposals for the industrialization of the whole production system.

Our technical office is able to develop different solutions for the working processes of pipes, bars and profiles.

Attached some photos that show some examples of machines and working systems produced by us.

For any information, don't hesitate to contact us, our offices will be available for you. Thank you for your attention.

Some of our **most important customers**:

- Altrad - Francia
- Hidromas - Turchia
- Hidromas - India
- Daimler - Germania
- Wanzel - Germania
- Tecnhibilt - USA
- Gimi - Italia
- Imarc - Italia
- Stiliac - Italia
- Marcegaglia - Italia
- Dollandia - Slovakia
- Gorenje - Slovenia
- Marcegaglia - Cina
- BWI - Polonia
- SKF - Svezia
- Renault - Francia
- Fiat - Italia

Some **examples of machines and working systems** produced by us:

❖ **SAWS WITH CIRCULAR SAW**

Characteristics of our cutting machines with circular saws

Bars diameter max. 200mm

Pieces length max. 2500mm

Pieces length min. 10mm

Cutting with blades in TCT diameter max. 550mm


Belt loaders for diameter max. 70mm, bars length max. 6000mm

Stacker loaders for bars diameter max. 200mm, bars length max.12.000mm

Bars advancement CN

Characteristics of cutting head:

- Helical gears in oil bath
- Hydraulic engine brake with the possibility to change the engine brake pressure according to the hardness of the material
- Advancement of the saw holder group CN step by step. With the setting of diameter cutting speed progressive as program
- Automatic lubrication of all the moving parts
- Spindle engine Brushless with the possibility to change the rounds progressively during the cutting



Transfer lines bars working to perform operations of:

Cutting with circular saw

Turning CN with axes interpolation

Milling CN

Puncture

❖ **ORBITAL CUTTING WITH TOOLS OR DISKS**

Hydraulic orbital cutting with independent tools with inserts or disks

With our orbital cutting heads with independent hydraulic advancement we can change the run and the speed of each tool

With this system we can perform the cutting and the external bezel of the piece.

Mixed cutting tool / disks with this mixed cutting system you avoid the piece deformation on the extremity

We have a big range starting from the diameter:

Diameter max. 350mm Thickness max. 40mm, **(special on order diameter 450mm)**

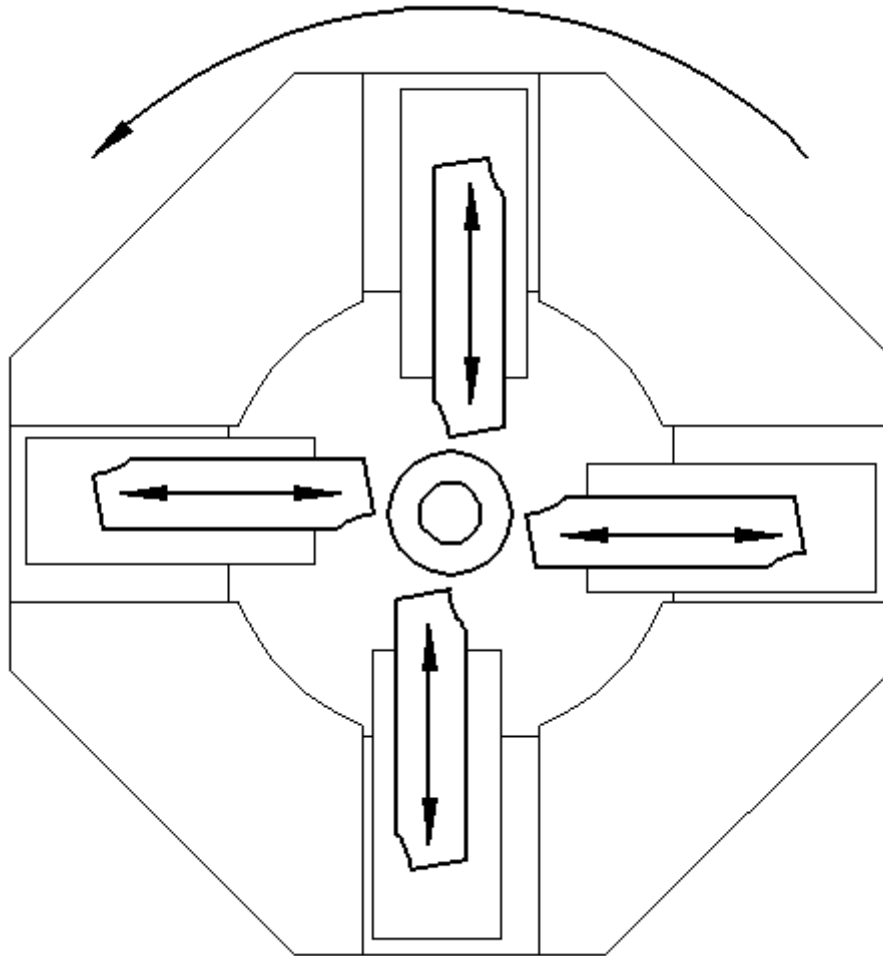
Diameter min. 5mm cutting with rollers

Pieces length max. 2500mm **(special on order piece length 3550mm)**

On pieces with length max. 100mm we can perform the internal turning, cutting and eventual external bezel

WORKING CYCLE:

- Vises closing
- External bezel
- Cutting
- Cutting cycle time on pipe diameter 150x15mm, **about 15 seconds**



STAZION of: external turning

Internal locking pieces with pneumatic spindles external turning for centering concentricity between internal and external diameter

STAZION of: RIGHT internal turning

Internal locking pieces with pneumatic spindle and lunette to perform internal turning with axes interpolation

STAZION of: LEFT internal turning

Internal locking pieces with pneumatic spindle and lunette to perform internal turning with axes interpolation



OPERATION of: puncture CNC

Internal locking pieces with pneumatic spindle and tailstock to perform punctures CNC

Possibility to perform punctures CNC with axes interpolation

❖ CUTTING LINES / PUNCHING / SHEARING / TAPERING

Shearing / punching / tapering with inner core

Punching step by step advancement CN, possibility to perform punching on the same piece with different diameter and form

Punching / shearing operations:

Pieces diameter max. 200mm (**special on order diameter 450mm**)

Pieces length max. 3500mm (**special on order piece length 7000mm**)

Punching unit with power 30 ton

Shearing unit with power 50 ton

Tapering operations:

Pieces diameter max. 250mm (**special on order diameter 450mm**)

Pieces length max. 6500mm

Tapering unit with power 100 ton

Multi-step tapering unit

Tapering unit with inner core



❖ BENDING

Bending with twinhead bending machines, CNC

Characteristics of our bending machines:

Model: CT-2T- CNC 5 AXES - 40X2mm - RE - RV - P -

It can perform operations of:

variable radius bending

Power on the bending arm 2000 Nm

Model: CT-2T-CNC 7 AXES - 50X4mm - RE - RV - P - DS - 3M -

It can perform operations of:

variable radius bending

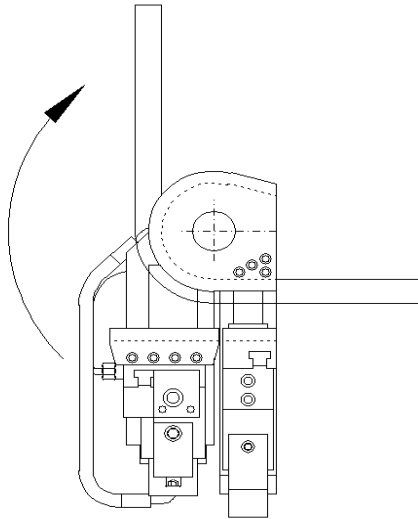
right / left bending on the same head **(our patent)**

punching

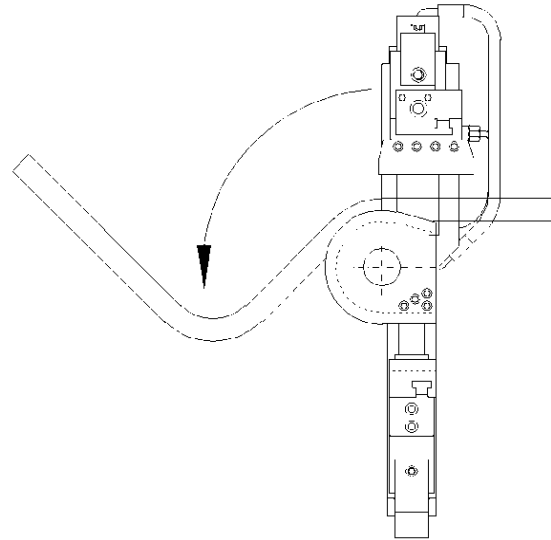
Power on the bending arm 5500 Nm

Automatic pieces loading / unloading


(on order machines with bending power 35.000Nm)



Gigura "A"



Gigura "B"



❖ **ASSEMBLY AND WELDING LINES**

Transfer lines pieces assembly and welding:

- Projection welding
- Mig welding
- Robotized welding



❖ **TRANSFER LINE BARS WORKING – TURNING WITH ROTATING PIECES – CNC**

Bars working – turning thread / rolling internal external – milling

- Thread with comb heads with patroness
- Rolling with rolling heads, with patroness
- Thread with rotating comb tool - CNC
- Thread with tool - CNC
- Milling CNC with axes interpolation



THESE LINES ARE PARTICULARLY SUITABLE FOR THE PRODUCTION OF STEMS FOR PNEUMATIC AND HYDRAULIC CYLINDERS

- Start from chrome or adjusted bars
- Cutting with blade in TCT
- Bars advancement with bar hold on the extremity to avoid riflings on it
- Pieces locking and transfer pliers and vises with tempered jaws and anti-seizing treatment
- Automatic washing with a pressure of about 3 bar of all the pieces locking vises

❖ PROFILES WORKING LINES – CUTTING MILLING PUNCTURE FROM BARS – CNC –

Cutting with blade in TCT

Milling with axes interpolation CNC

Puncture with axes interpolation CNC

Milling with axes interpolation CNC

Profiles automatic loading on conveyor belt

Profile taking group and insertion on saw group

Transfer group for pieces manipulation on the various stations.

NB: these machines are personalized according to the customer's request



**❖ TRANSFER LINES AND STATIONS TO PERFORM OPERATIONS OF:
Turning / Thread / Puncture internal-external CNC with axes interpolation**

**Working bars pipes diameter max. 350mm – with rotating pieces – CNC –
Pieces length 2500mm, (special max.3500mm)
Diameter from 350mm (special on order diameter 450mm)**

Internal external turning with rotating pieces,

this system ensures the maximum concentricity between internal and external diameter

WORKING CYCLE WITH ROTATING PIECES:

STAZION of: RIGHT internal / external thread

Internal / external thread with rotating pieces

Thread system with comb tools CNC with axes interpolation

Internal locking pieces with pneumatic spindle and lunette to perform internal/ external thread with axes interpolation

STAZION of: LEFT internal / external thread

Internal / external thread with rotating pieces

Thread system with comb tools CNC with axes interpolation

Internal locking pieces with pneumatic spindle and lunette to perform internal/ external thread with axes interpolation



❖ CUTTING WITH HYDRAULIC DIE TWO BLADES

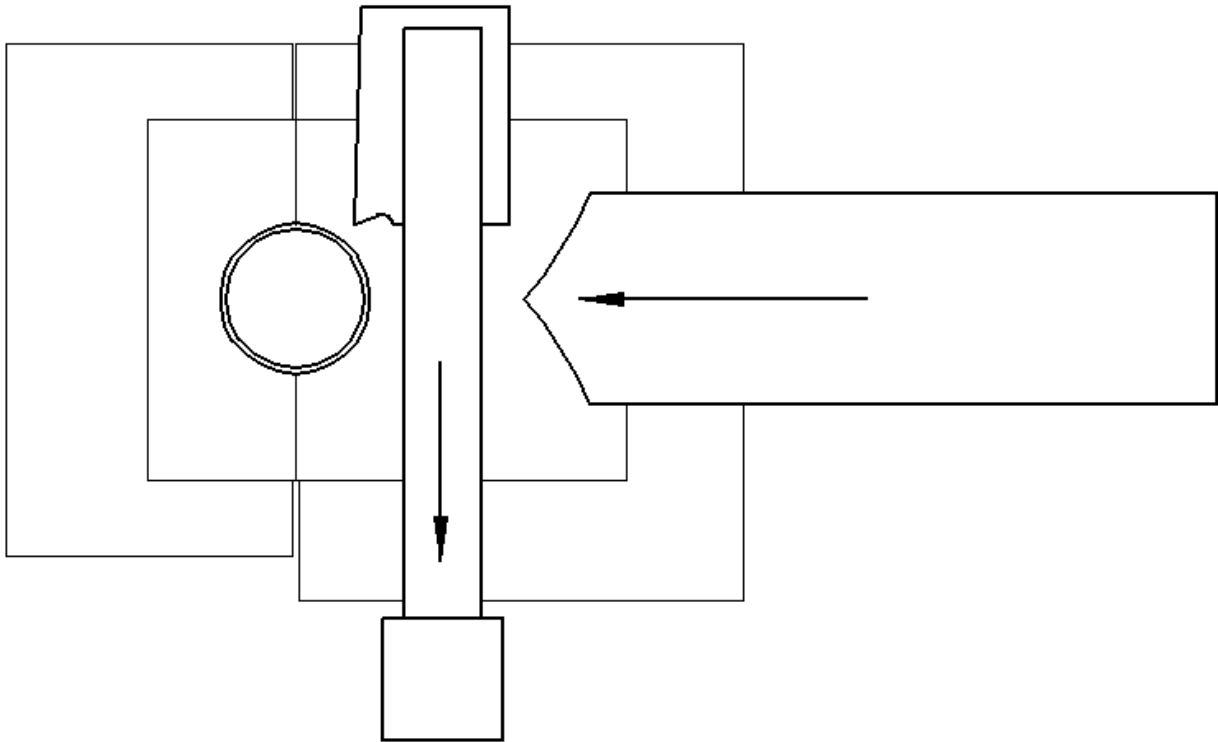
diameter max. 100mm

thickness max. 2,5mm on material FE40

WORKING CYCLE:

- Vise closing
- Pre-cutting
- Cutting

- Cutting cycle time on pipe diameter 50x2,5mm, **3,5seconds**



O.M.G. officine Menon Guglielmo S.r.l.
Via Gallio, 7 - 36022 San Zeno di Cassola -VI- Italy
Tel.: +39 0424/570510
Fax: +39 0424/570712
[mail to: isabella@omgmenon.it](mailto:isabella@omgmenon.it)
[titolare: guglielmo@omgmenon.it](mailto:guglielmo@omgmenon.it)
<http://www.omgmenon.it/>